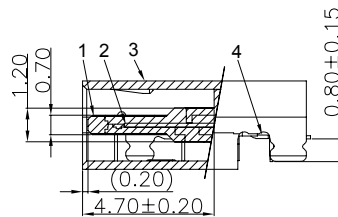
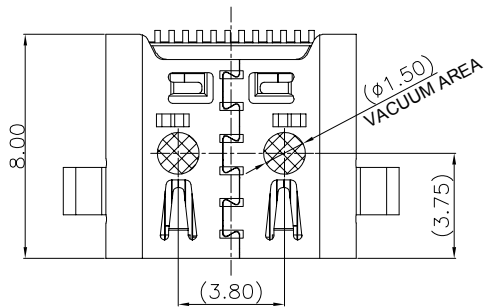


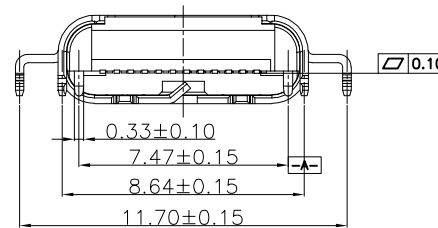
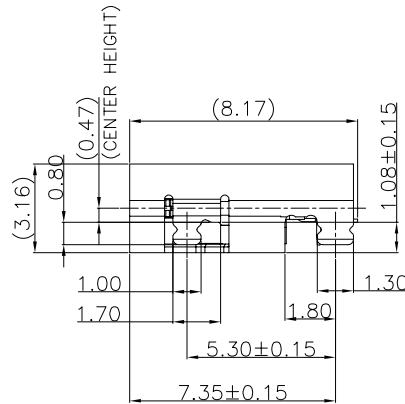
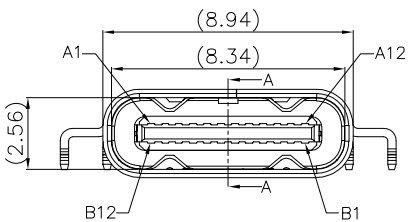
RoHS Compliant 

THIS DRAWING CONTAINS INFORMATION THAT IS PROPRIETARY TO ZDT TECHNOLOGY, AND SHOULD NOT BE USED WITHOUT WRITTEN PERMISSION

REV	ECN No.	DATE	REMARK
A	NEW	2020.12.15	NEW RELEASE
B	---	2023.09.18	图框更新



NOTE:
 1.ELECTRICAL PERFORMANCE,
 1-1. CURRENT RATING:5 AMPS. FOR TOTAL VBUS/GND PINS;
 1.25AMPS FOR CC PIN,0.25 AMPS. FOR ALL OTHER CONTACT.
 1-2. VOLTAGE RATING:5 V DC/AC (RMS. MAX)
 1-3. LLCR:--
 VBUS & GND PINS AND OTHER PINS: 40MΩ/PIN MAX.
 SHIELD:50MΩ/MAX.
 LLCR MAX. CHANGE OF ALL PINS: 10MΩ.
 1-4.INSULATION RESISTANCE: 100MΩ MIN
 1-5.DIELECTRIC WITHSTAND VOLTAGE,AC 100V FOR 1 MINUTE.
 2.MECHANICAL PERFORMANCE,
 2-1.INSERTION FORCE: 5~20N.
 2-2.EXTRACTION FORCE: 8~20N.
 2-3.DURABILITY: 10000 CYCLES.
 3.ENVIRONMENTAL PERFORMANCE:
 OPERATING TEMPERATURE: -25°C~+85°C.
 4.IR REFLOW:
 THE PEAK TEMPERATURE ON THE BOARD SHALL BE MAINTAINED FOR 10 SECONDS AT 260°C.
 5.COMPLIANCE WITH ROHS REQUIREMENTS.
 6.SALT SPRAY:48H
 7.PART NUMBER CODE:
 CF 3 24 - 012 S C B 12 R
 (1)(2) (3) (4) (5) (6)



- (1) Product type:
2:TOP-MOUNT
3:MID-MOUNT
- (2) Pin No.:
24:24Pin
- (3) HOUSING MATERIALS:
C:PA9T
- (4) HOUSING COLOR:
B:BLACK
- (5) CONTACTS PLATED:
12:接触镀金3u"其它GF
- (6) PACKING OPTIONS
R:TAPE & REEL

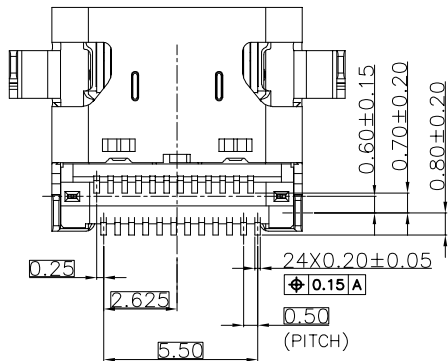


TABLE:

NO	PART	Q'TY	Material
1	SHELL	1	STAINLESS STEEL 304, NI 30u" MIN PLATED T=0.30
2	Mid Plate	1	STAINLESS STEEL 301, NI 30u" MIN PLATED T=0.12
3	CONTACT	24	COPPER STEEL C18400,Au3U" plated on contact area GF plated 50u"min on solder area; Nickel 50u"min underplating over all.T=0.12
4	HOUSING	1	PA9T HF 30%玻纤, UL94 V-0, 黑色

PART NO.:	
SEE THE PART NUMBER CODE	
QUALITY SYMBOL	GENERAL TOLERANCES
	x.xxxx ± ---
	x.xxx ± 0.10
	x.xx ± 0.25
	x.x ± 0.30
	ANGULAR ± ---

ZDT 深圳市中科兴达科技有限公司
 SHENZHEN ZDT TECHNOLOGY CO., LTD

TITLE
 USB 4.0 Type C24P母座无后盖单壳
 双贴SMT 沉板1.1mm,L=8.17mm

THIRD ANGLE PROJECTION

UNIT mm

SCALE 1:1

SHEET NO. 1 OF 2

DRAWN BY: SAM

CHECKED BY: JAY

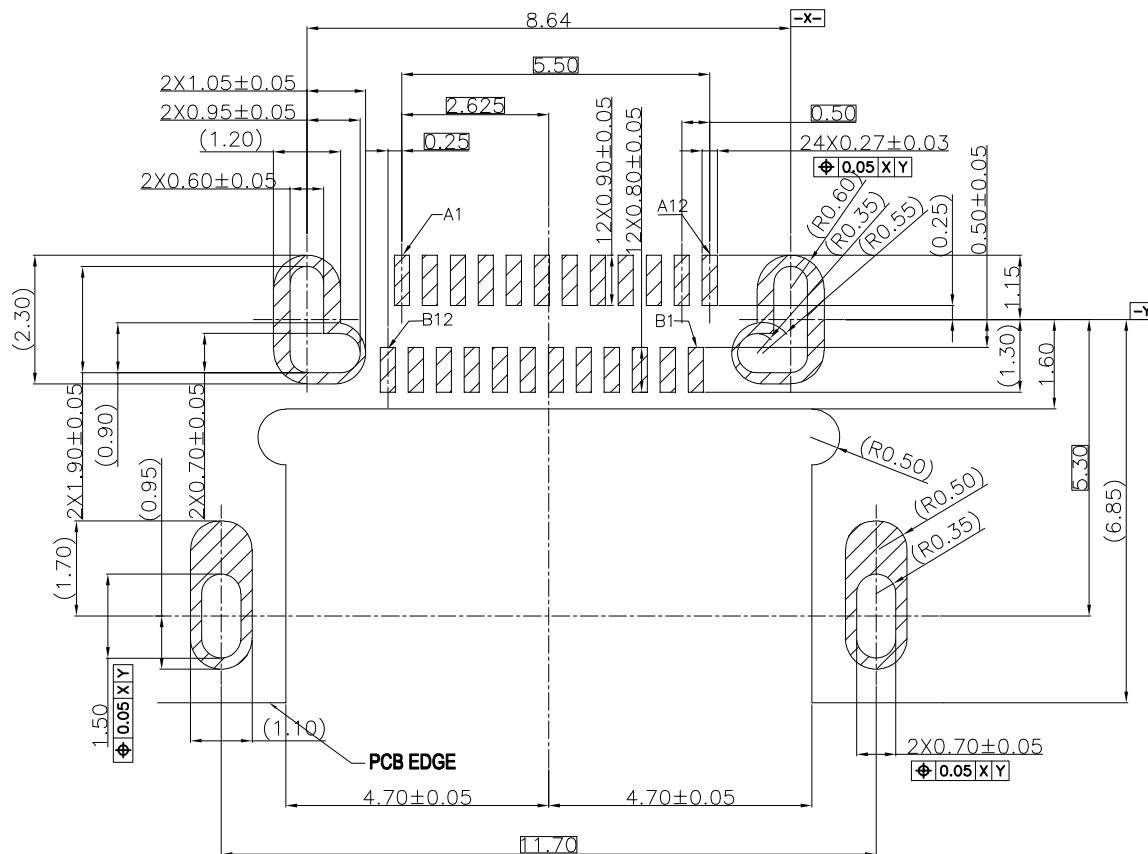
APPROVED BY: JACKY

DWG.NO. CF324-012

RoHS Compliant

THIS DRAWING CONTAINS INFORMATION THAT IS PROPRIETARY TO ZDT TECHNOLOGY, AND SHOULD NOT BE USED WITHOUT WRITTEN PERMISSION

REV	ECN No.	DATE	REMARK
A	NEW	2020.12.15	NEW RELEASE
B	---	2023.09.18	图框更新



PIN DEFINITION:

PIN No.	A1	A2	A3	A4	A5	A6	A7	A8	A9	A10	A11	A12
	GND	TX1+	TX1-	VB _{us}	CC1	D+	D-	SBU1	VB _{us}	RX2-	RX2+	GND
PIN No.	B12	B11	B10	B9	B8	B7	B6	B5	B4	B3	B2	B1
	GND	RX1+	RX1-	VB _{us}	SBU2	D-	D+	CC2	VB _{us}	TX2-	TX2+	GND

PART NO.:		SEE THE PART NUMBER CODE		ZDT 深圳市中科兴达科技有限公司		DRAWN BY: SAM	
				SHENZHEN ZDT TECHNOLOGY CO., LTD		CHECKED BY: JAY	
QUALITY SYMBOL	0	GENERAL TOLERANCES	TITLE	USB 4.0 Type C24P母座无后盖单壳			
	0	x.xxxx	± ---	双贴SMT 沉板1.1mm,L=8.17mm (客户图F5)			
	0	x.xxx	± 0.10	APPROVED BY: JACKY			
	0	x.xx	± 0.25	DWG.NO. CF324-012			
0	x.x	± 0.30	THIRD ANGLE PROJECTION	UNIT mm	SCALE 1:1	SHEET NO. 2 OF 2	frame size: A4
0	ANGULAR	± ---					