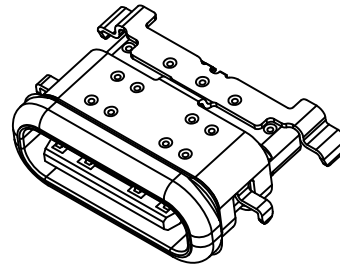
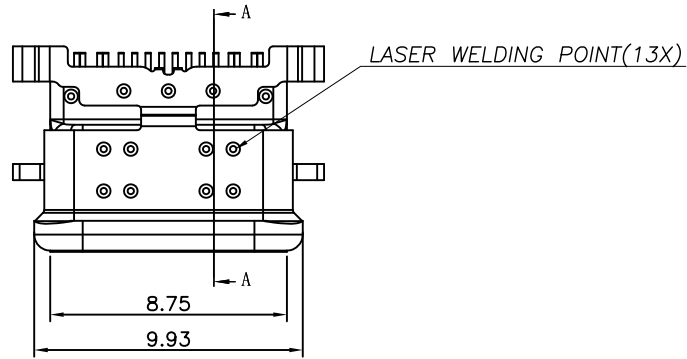


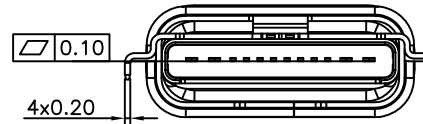
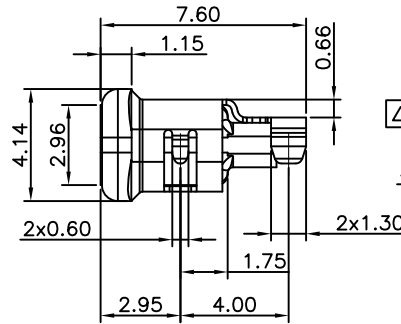
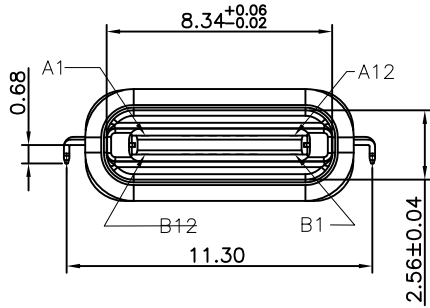
RoHS Compliant

THIS DRAWING CONTAINS INFORMATION THAT IS PROPRIETARY TO ZDT TECHNOLOGY, AND SHOULD NOT BE USED WITHOUT WRITTEN PERMISSION

REV	ECN No.	DATE	REMARK
A	NEW	2022.05.10	NEW RELEASE

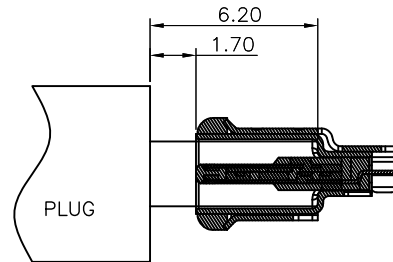
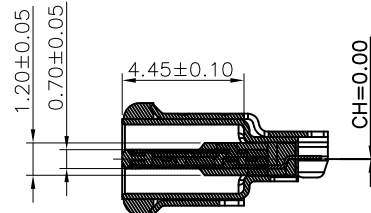
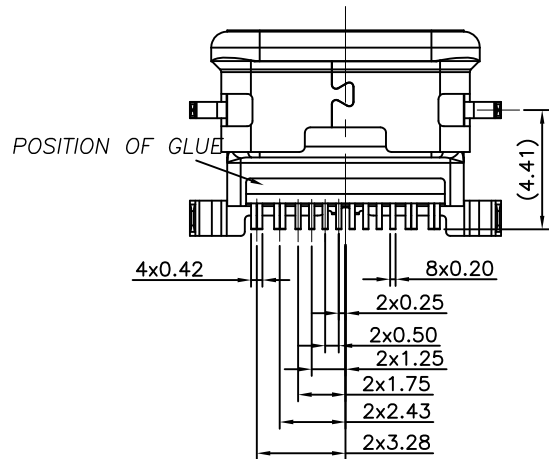


- NOTE:
- MATERIAL SPECIFICATION:
 - HOUSING:HIGH TEMPERATURE RESISTANT PLASTIC,UL94 V-0.
 - TERMINAL:COPPER ALLOY
 - MID PLATE: STAINLESS STEEL
 - OUT SHELL: STAINLESS STEEL
 - INNER SHELL: STAINLESS STEEL
 - GLUE:EPOXY,BLACK
 - OUT GASKET:UV GLUE SH-5102-GM,RED
 - PLATING SPECIFICATION:
 - CONTACTS:
 - Ni 50u" MIN. UNDER PLATED OVER ALL.
 - Au PLATED ON THE FUNCTIONAL AREA OF CONTACT. (GOLD PLATING THICKNESS FOLLOW THE P/N)
 - OUT SHELL&INNER SHELL:
 - Ni 30u" MIN. UNDER PLATED OVER ALL.
 - MID PLATE:
 - CLEAR ONLY
 - MECHANICAL PERFORMANCE,
 - INSERTION FORCE: 0.5~2.0kgf.
 - REMOVAL FORCE: 0.8kgf~2.0kgf.
 - DURABILITY: 10000 CYCLES.
 - ELECTRICAL PERFORMANCE,
 - VOLTAGE RATING:5 V DC/AC (RMS. max)
CURRENT RATING:5 AMPS. FOR TOTAL VBUS/GND PINS;
1.25AMPS FOR CC PIN,0.25 AMPS. FOR ALL OTHER CONTACT.
 - LLCR:
 - VBUS & GND PINS AND OTHER PINS: 40mΩ/PIN MAX.
 - SHIELD: 50mΩ/MAX.
 - LLCR MAX. CHANGE OF ALL PINS: 10mΩ.
 - INSULATION RESISTANCE: 100MΩ MIN
 - DIELECTRIC WITHSTAND VOLTAGE,AC 100V FOR 1 MINUTE.
 - ENVIRONMENTAL PERFORMANCE:
 - OPERATING TEMPERATURE: -25°C~+85°C.
 - IR REFLOW:
 - THE PEAK TEMPERATURE ON THE BOARD SHALL BE MAINTAINED FOR 10 SECONDS AT 260°C.
 - WATERPROOF:IPX7



8.PART NUMBER CODE:
CF W 16 - 009 S C B XX R - 01
(1)(2) (3)(4)(5)(6)

- 产品型号: W:防水型
- Pin No.: 16:16Pin
- HOUSING MATERIALS: C:PA9T
- HOUSING COLOR: B:BLACK
- CONTACTS PLATED:
 - 接触镀金3u", 焊脚G/F
 - 接触镀金15u", 焊脚G/F
 - 接触镀金30u", 焊脚G/F
- PACKING OPTIONS R:TAPE & REEL



PART NO.: SEE THE PART NUMBER CODE		ZDT 深圳市中科兴达科技有限公司 SHENZHEN ZDT TECHNOLOGY CO.,LTD		DRAWN BY SAM	DATE 2022.05.10
GENERAL TOLERANCES (UNLESS SPECIFIED)		TITLE USB CF 16P SMT TYPE MID-MOUNT CH=0.0 WITH O-RING(IPX7)		CHECKED BY JAY	DATE 2022.05.10
QUALITY SYMBOL	0	x.xxxx	± ---	APPROVED BY JACKY	DATE 2022.05.10
	0	x.xxx	± 0.10		
	0	x.xx	± 0.25		
	0	x.x	± 0.30		
	0	ANGULAR	± ---		
DWG.NO. CFW16-009-01		SHEET NO. 1 OF 2		SCALE 1:1	
DIMENSION STYLE MM ONLY		DESIGN UNITS METRIC		THIRD ANGLE PROJECTION	

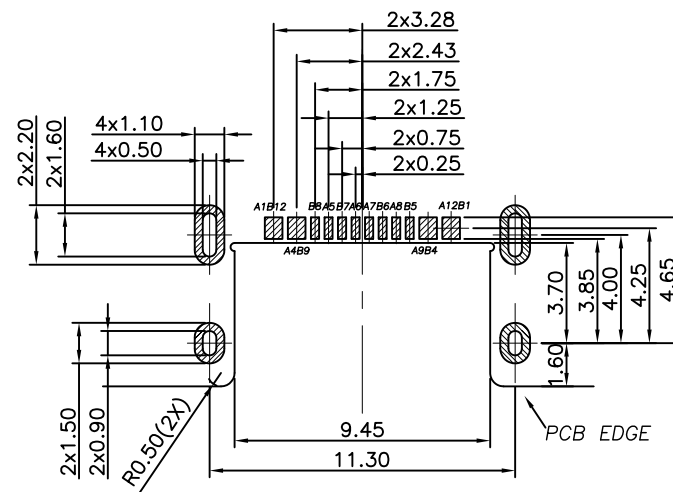
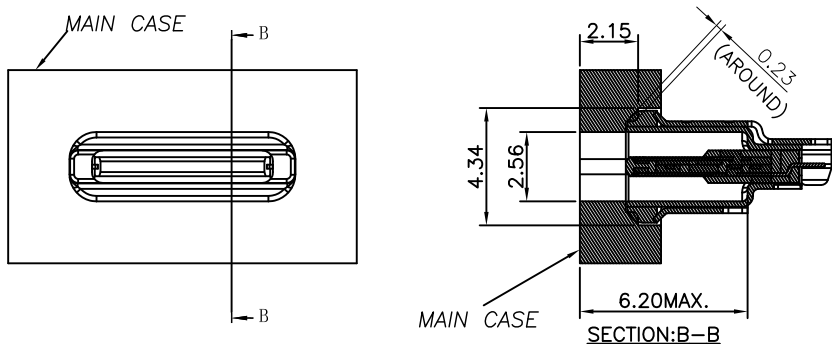
RoHS Compliant

THIS DRAWING CONTAINS INFORMATION THAT IS PROPRIETARY TO ZDT TECHNOLOGY, AND SHOULD NOT BE USED WITHOUT WRITTEN PERMISSION

REV	ECN No.	DATE	REMARK
A	NEW	2022.05.10	NEW RELEASE



RECOMMENDED OPENING DIMENSIONS OF CASE MATING AREA WITH SEALING RING



RECOMMENDED PCB LAYOUT(TOP VIEW)
THICKNESS 1.0±0.10MM;DEFAULT TOLERANCE:±0.05

USB TYPE-C PIN ASSIGNMENTS

PIN NUMBER	SIGNAL NAME	PIN NUMBER	SIGNAL NAME
A1	GND	B12	GND
A4	Vbus	B9	Vbus
A5	CC1	B8	SBU2
A6	Dp1	B7	Dn2
A7	Dn1	B6	Dp2
A8	SBU1	B5	CC2
A9	Vbus	B4	Vbus
A12	GND	B1	GND

PART NO.: SEE THE PART NUMBER CODE		ZDT 深圳市中科兴达科技有限公司 SHENZHEN ZDT TECHNOLOGY CO., LTD		DRAWN BY SAM	DATE 2022.05.10
GENERAL TOLERANCES (UNLESS SPECIFIED)		TITLE USB CF 16P SMT TYPE MID-MOUNT CH=0.0 WITH O-RING(IPX7)		CHECKED BY JAY	DATE 2022.05.10
QUALITY SYMBOL	0	x.xxxxx	±	---	APPROVED BY JACKY
	0	x.xxx	±	0.10	
	0	x.xx	±	0.25	
	0	x.x	±	0.30	
	0	ANGULAR	±	---	DATE 2022.05.10
DIMENSION STYLE MM ONLY		DESIGN UNITS METRIC		SHEET NO. 2 OF 2	
SCALE 1:1		THIRD ANGLE PROJECTION			