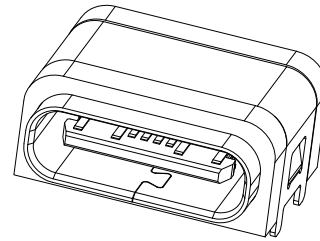
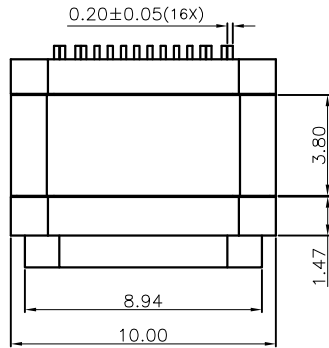


RoHS Compliant

THIS DRAWING CONTAINS INFORMATION THAT IS PROPRIETARY TO ZDT TECHNOLOGY, AND SHOULD NOT BE USED WITHOUT WRITTEN PERMISSION

REV	ECN No.	DATE	REMARK
A	NEW	2022.11.23	NEW RELEASE



NOTE:
 1.ELECTRICAL:
 1-1:CURRENT RATING:
 VBUS AND GND CONTACTS RATED AT 1.25A PARALLELED FOR A TOTAL OF 5A;
 1-2:INITIAL CONTACT RESISTANCE :40 MEGOHMS
 1-3:DIELECTRIC WITHSTANDING VOLTAGE:100V AC MIN;
 2:MECHANICAL CHARACTERISTICS:
 2-1:MATING FORCE:5~20N
 2-2:UNMATING FORCE:8~20N(INITIAL), 6~20N(AFTER 10000 CYCLES)
 2-3:FREQUENCY:10000 CYCLES
 2-4:OPERATING TEMPERATURE ;-30℃~85℃.
 3.WATERPROOF:IPX7 1.0M@30MINUTES.
 4.THE SIZE WITH "▲" IS THE KEY CONTROL SIZE
 5.PART NUMBER CODE:
 CF W 16-018 S L B 11 X
 (1) (2) (3)(4) (5)

- (1) PRODUCT TYPE:
W:WATERPROOF
- (2) PIN NO.:
16:16Pin
- (3) HOUSING COLOR:
B:BLACK
- (4) CONTACTS PLATED:
11:CONTACT PLATING: AU (1U"-3U")
SOLDERING PLATING: AU 1U"
- (5) PACKING OPTIONS:
VR:TAPE & REEL+Vacuum Packaging
R:TAPE & REEL

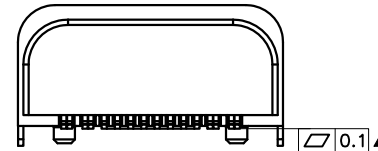
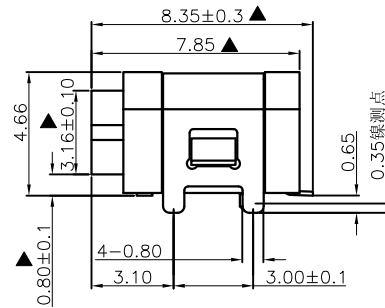
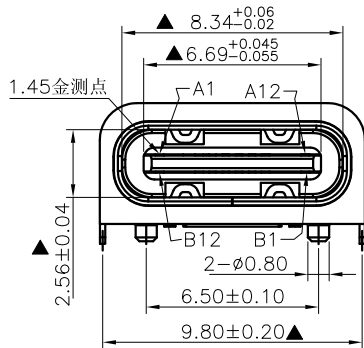
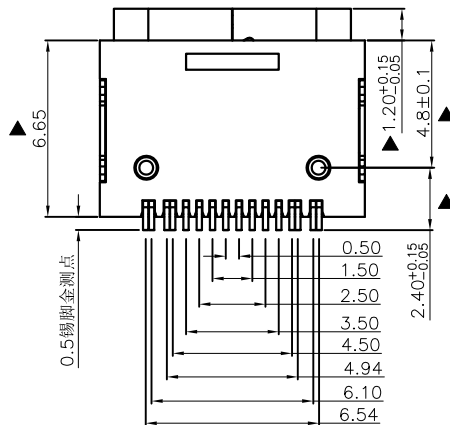


TABLE OF REFERENCE NUMBER:

2	CFW16-018SLB11R	LCP BLACK Au 1u"	TAPE & REEL
1	CFW16-018SLB11VR	LCP BLACK Au 1u"	TAPE & REEL+Vacuum Packaging
NO.	PART NO.	REMARKS	PACKING



7	RUN-RING	1PCS	SILICA GEL	BLACK
6	OUT SHELL	1PCS	STAINLESS STEEL SUS304 T=0.3MM	NI PLATED: 40U"MIN
5	INSIDE SHELL	1PCS	STAINLESS STEEL SUS304 T=0.2MM	NI PLATED: 40U"MIN
4	SHIELDING PLATE	1PCS	STAINLESS STEEL SUS301T=0.15MM	----
3	CONTACT	1SET	C7025 T=0.12MM	AU 1U"-3U" PLATED ON CONTACT AREA;AU 1U" PLATED ON SOLDER AREA; NICKEL 30U"MIN UNDERPLATING OVER ALL.
2	SHELL HOUSING	1PCS	PA46 UL94V-0	BLACK
1	HOUSING	1PCS	LCP UL94V-0	BLACK
NO	DESCRIPTION	QTY	MATERIAL	REMARKS

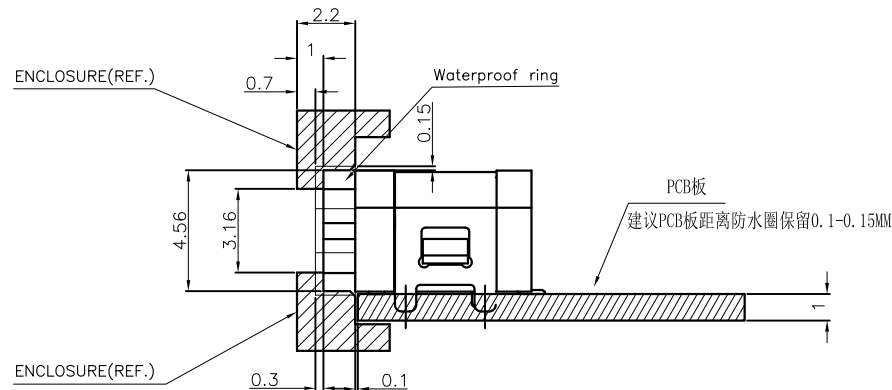
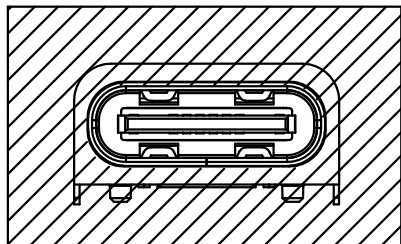
PART NO.:		SEE THE PART NUMBER CODE		ZDT 深圳市中兴科兴达科技有限公司 SHENZHEN ZDT TECHNOLOGY CO., LTD		DRAWN BY: SAM		
QUALITY SYMBOL	0 = 0	GENERAL TOLERANCES		TITLE		CHECKED BY: JAY		
		x.xxxxx	± ---	TYPE-C FEMALE 16PIN TOP-MOUNT WATERPROOF IPX7 CH=2.38, L7.85,SOLDER TAB=0.65(22)		APPROVED BY: JACKY		
		x.xxxx	± 0.10	THIRD ANGLE PROJECTION	UNIT mm	SCALE 1:1	SHEET NO. 1 OF 2	DWG.NO. CFW16-018
		x.xxx	± 0.15					
		x.xx	± 0.20					
x.x	± 0.20	ANGULAR ± ---°						

frame size: A4

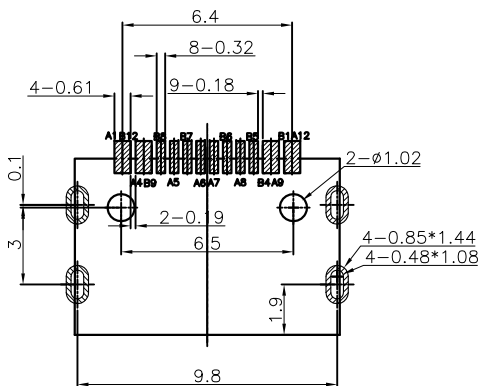
RoHS Compliant

THIS DRAWING CONTAINS INFORMATION THAT IS PROPRIETARY TO ZDT TECHNOLOGY, AND SHOULD NOT BE USED WITHOUT WRITTEN PERMISSION

REV	ECN No.	DATE	REMARK
A	NEW	2022.11.23	NEW RELEASE



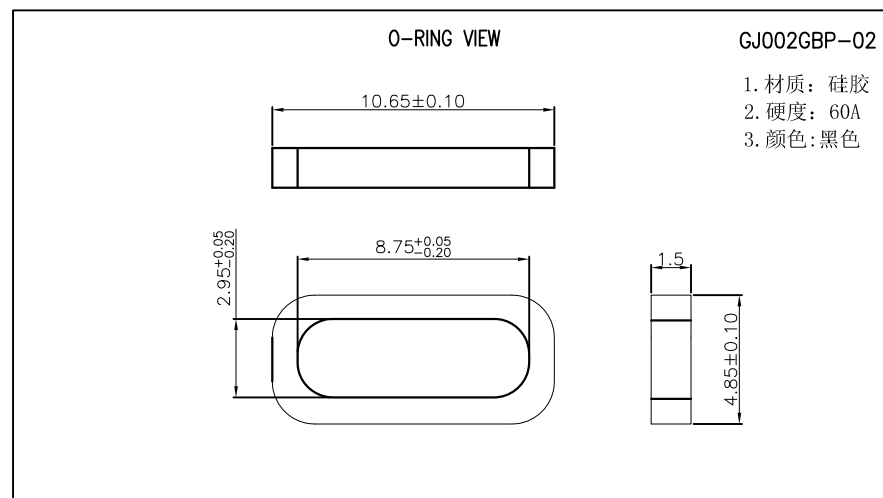
RECOMMENDED SCHEMATIC DRAWING OF CONNECTOR MATCH CHASSIS



RECOMMENDED PCB LAYOUT
Tolerance: ±0.05mm

PIN DEFINITION:

PIN No.	A1	A4	A5	A6	A7	A8	A9	A12
	GND	VBus	CC1	D+	D-	SBU1	VBus	GND
PIN No.	B12	B9	B8	B7	B6	B5	B4	B1
	GND	VBus	SBU2	D-	D+	CC2	VBus	GND



PART NO.: SEE THE PART NUMBER CODE		ZDT 深圳市中科兴达科技有限公司 SHENZHEN ZDT TECHNOLOGY CO., LTD		DRAWN BY: SAM	
QUALITY SYMBOL	0	GENERAL TOLERANCES		CHECKED BY: JAY	
	▽	x.xxxx	± ---	APPROVED BY: JACKY	
	▽	x.xxx	± 0.10	DWG.NO. CFW16-018	
	▽	x.xx	± 0.15	SHEET NO. 2 OF 2	
▽	x.x	± 0.20	TITLE	THIRD ANGLE PROJECTION	UNIT mm
▽	ANGULAR	± ---°	TYPE-C FEMALE 16PIN TOP-MOUNT WATERPROOF IPX7 CH=2.38, L7.85,SOLDER TAB=0.65(22)	SCALE 1:1	frame size: A4