

RoHS Compliant 

THIS DRAWING CONTAINS INFORMATION THAT IS PROPRIETARY TO ZDT TECHNOLOGY, AND SHOULD NOT BE USED WITHOUT WRITTEN PERMISSION

REV	ECN No.	DATE	REMARK
A	NEW	2017.08.31	NEW RELEASE
B	ECN202105002	2021.05.06	增加真空包装料号规格

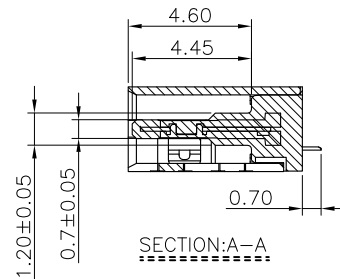
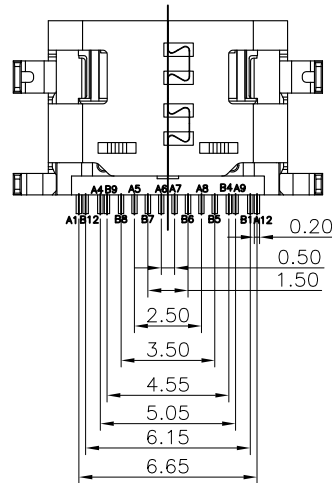
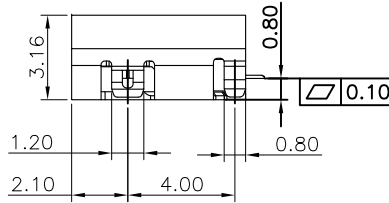
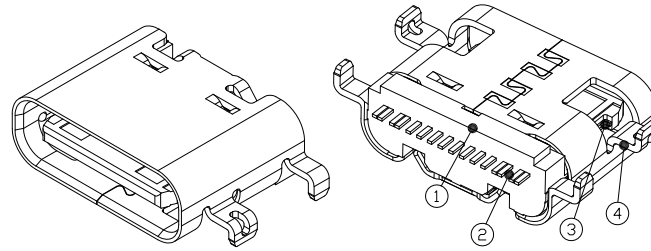
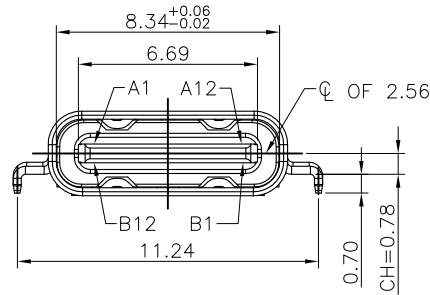
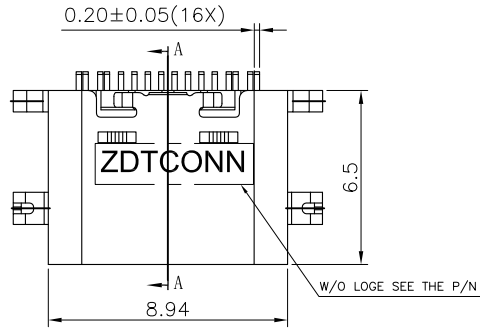
NOTE:

- Electrical Characteristics:
 - 1-1: Current Rating: 5A For Pin(A4,A9,B4,B9)
1.25A For Pin(B5)
0.25A For Others Pin
 - 1-2: VOLTAGE RATING:5.0V
 - 1-3: Insulation Resistance: 100MΩ Min.
 - 1-4: Contact Resistance:
VBUS & GND PINS AND OTHER PINS: 40mΩ/PIN MAX.
SHIELD:50mΩ/MAX.
SHIELD:LLCR MAX. CHANGE OF ALL PINS: 10mΩ.
 - 1-5: Dielectric Withstanding Voltage: 100V/AC 1Minute
- Mechanical Characteristics:
 - Insertion Force: 5~20N
 - Extraction Force: Initial: 8~20N
 - After durability: 6~20N
 - Durability :10000 Cycles
- Operating Temperature: -25°C TO +85°C

4. PART NUMBER CODE:(产品料号)


Z-CF061 X L B XX XX - A - 02
(1)(2) (3)(4) (5)

- HOUSING MATERIAL:
S:外壳无LOGO
L:外壳带ZDTCONN LOGO
- HOUSING MATERIAL:
L:LCP
C:PA9T
- HOUSING COLOR:
B:BLACK
- CONTACTS PLATED:
12:接触镀金3u"其它GF
15:接触镀金30u"其它GF
24:接触区镀钨30u"焊接区单面镀金3U"
- PACKING OPTIONS
R:卷装(常用料)
VR:卷装+真空包装(专用客户指定包规)



TYPE:

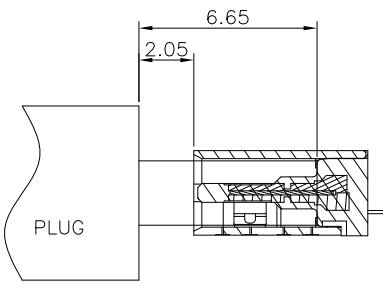
NO.	DESCRIPTION	MATERIAL	REMARKS	QTY
4	SHELL	SUS304 1/2H T=0.30mm	NICKEL 30u" MIN PLATING	1PCS
3	SHIELDING PLATE	SUS301 3/4H T=0.15mm	---	1PCS
2	CONTACT	C18400-H T=0.12mm	NI 50u" MIN. UNDER PLATED OVER ALL. AU PLATED ON THE FUNCTIONAL AREA OF CONTACT. PLATING G/F OF THE SOLDER AREA	2SET
1	HOUSING	LCP/PA9T UL94V-0	BLACK	1PCS

PART NO.: SEE THE PART NUMBER CODE		 深圳市中兴兴达科技有限公司 SHENZHEN ZDT TECHNOLOGY CO., LTD		DRAWN BY SAM	DATE 2021.05.06	
QUALITY SYMBOL 0 0 0 0 0	GENERAL TOLERANCES (UNLESS SPECIFIED)		TITLE USB CF 16PIN (L=6.5) 沉板0.8			
	x.xxxxx	± ---	DWG.NO. CF061-02	SHEET NO. 1 OF 2	CHECKED BY JAY	DATE 2021.05.06
	x.xxx	± 0.10			APPROVED BY JACKY	DATE 2021.05.06
	x.xx	± 0.20	DIMENSION STYLE MM ONLY	DESIGN UNITS METRIC	SCALE 1:1	
	x.x	± 0.30	THIRD ANGLE PROJECTION			
ANGULAR	± ---	frame size: A4				

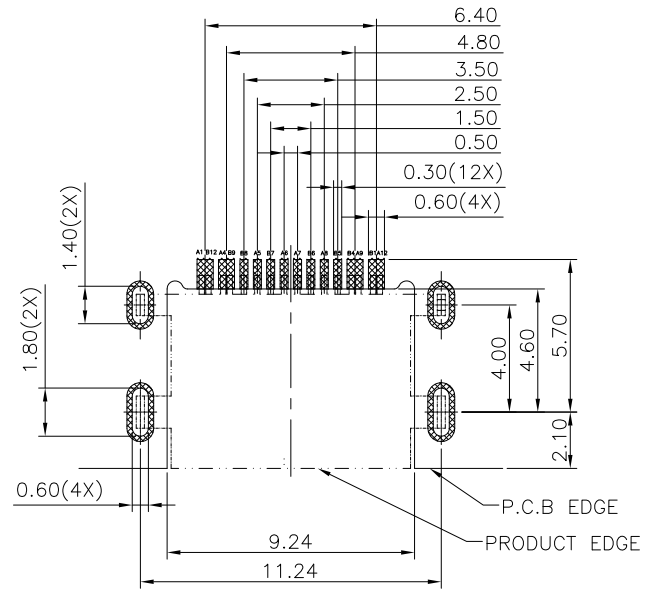
RoHS Compliant 

THIS DRAWING CONTAINS INFORMATION THAT IS PROPRIETARY TO ZDT TECHNOLOGY, AND SHOULD NOT BE USED WITHOUT WRITTEN PERMISSION

REV	ECN No.	DATE	REMARK
A	NEW	2017.08.31	NEW RELEASE
B	ECN202105002	2021.05.06	增加真空包装料号规格




AFTER MATING



RECOMMENDED PCB LAYOUT(TOP VIEW)
THICKNESS 0.80MM;DEFAULT TOLERANCE:±0.05

USB TYPE-C PIN ASSIGNMENTS

PIN NUMBER	SIGNAL NAME	PIN NUMBER	SIGNAL NAME
A1	GND	B12	GND
A4	VBUS	B9	VBUS
A5	CC1	B8	SBU2
A6	Dp1	B7	Dn2
A7	Dn1	B6	Dp2
A8	SBU1	B5	CC2
A9	VBUS	B4	VBUS
A12	GND	B1	GND

PART NO.: SEE THE PART NUMBER CODE		 深圳市中科兴达科技有限公司 SHENZHEN ZDT TECHNOLOGY CO., LTD		DRAWN BY SAM	DATE 2021.05.06
GENERAL TOLERANCES (UNLESS SPECIFIED)		TITLE USB CF 16PIN (L=6.5) 沉板0.8		CHECKED BY JAY	DATE 2021.05.06
QUALITY SYMBOL 0 0 0 0 0	x.xxxxx	±	---	DWG.NO. CF061-02	SHEET NO. 2 OF 2
	x.xxx	±	0.10		
	x.xx	±	0.20		
	x.x	±	0.30		
	ANGULAR	±	---		
DIMENSION STYLE MM ONLY		DESIGN UNITS METRIC		SCALE 1:1	APPROVED BY JACKY
				DATE 2021.05.06	
				THIRD ANGLE PROJECTION	