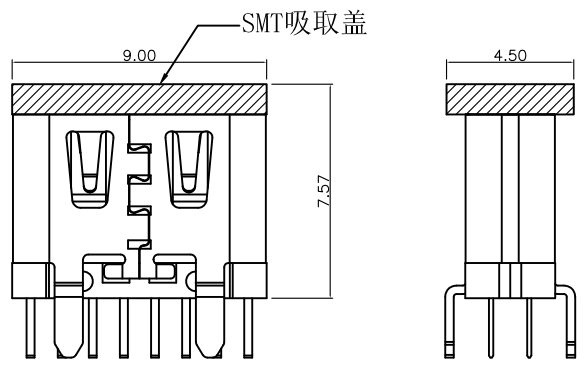
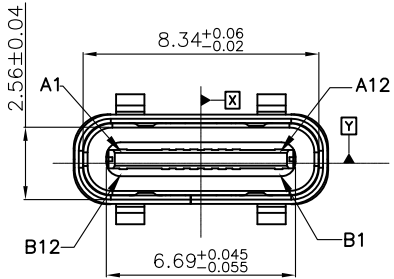


RoHS Compliant

THIS DRAWING CONTAINS INFORMATION THAT IS PROPRIETARY TO ZDT TECHNOLOGY, AND SHOULD NOT BE USED WITHOUT WRITTEN PERMISSION

REV	ECN No.	DATE	REMARK
A	NEW	2023.07.15	NEW RELEASE
B	---	2023.10.25	外壳0.05改为0.70柳抓式卡点

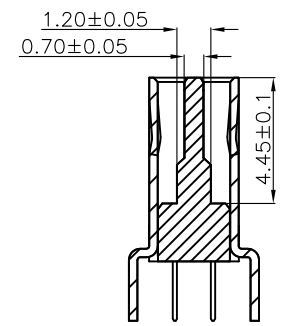
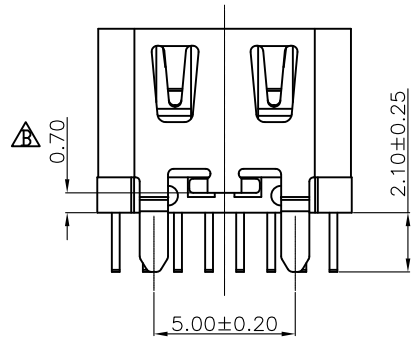
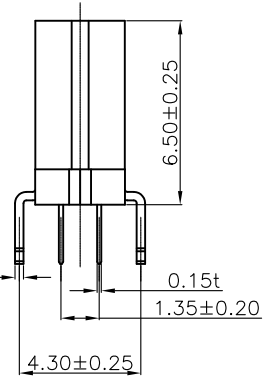
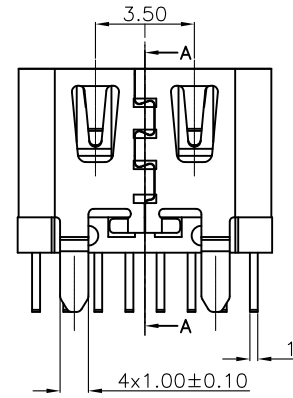


NOTE:  
 1.ELECTRICAL PERFORMANCE:  
 1-1. CURRENT RATING:3 AMPS. FOR TOTAL VBUS/GND PINS;  
 1.25AMPS FOR CC PIN,0.25 AMPS. FOR ALL OTHER CONTACT.  
 1-2. VOLTAGE RATING:20V DC/AC (RMS. MAX)  
 1-3. LLCR:  
 VBUS & GND PINS AND OTHER PINS: 40MΩ/PIN MAX.  
 SHIELD:50MΩ/MAX.  
 LLCR MAX. CHANGE OF ALL PINS: 10MΩ.  
 1-4.INSULATION RESISTANCE: 100MΩ MIN  
 1-5.DIELECTRIC WITHSTAND VOLTAGE,AC 100V FOR 1 MINUTE.  
 2.MECHANICAL PERFORMANCE,  
 2-1.INSERTION FORCE: 5~20N.  
 2-2.EXTRACTION FORCE: 8~20N.  
 2-3.DURABILITY: 10000 CYCLES.

3.ENVIRONMENTAL PERFORMANCE:  
 OPERATING TEMPERATURE: -25°C~+85°C.  
 4.IR REFLOW:  
 THE PEAK TEMPERATURE ON THE BOARD SHALL BE MAINTAINED FOR 10 SECONDS AT 260°C.

5.PART NUMBER CODE:

NO.	PART NO.	REMARKS	PACKING
1	CF116-029SLB02R	LCP黑色半金锡3u"	TAPE & REEL



Section:A-A

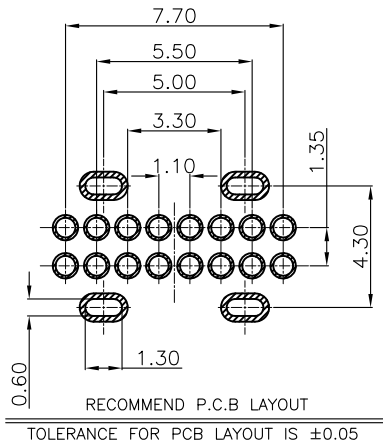
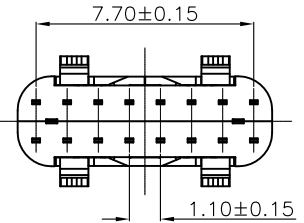


TABLE:

NO	PART	Q'TY	Material
1	SHELL	1	STAINLESS STEEL 304, T=0.30mm NI 30u" MIN PLATED
2	Mid Plate	1	STAINLESS STEEL 301, T=0.15mm NO PLATED
3	CONTACT	16	COPPER STEEL C7025, T=0.15mm; Au 3u" plated on contact area Matte Tin plated 60u"min on solder area; Nickel 30u"min underplating over all.
4	HOUSING	1	LCP BLACK UL94 V-0
5	CAP	1	LCP BLACK UL94 V-0

A1	A2	A3	A4	A5	A6	A7	A8	A9	A10	A11	A12
GND			VBUS	CC1	D+	D-	SBU1	VBUS			GND
GND			VBUS	SBU2	D-	D+	CC1	VBUS			GND
B12	B11	B10	B9	B8	B7	B6	B5	B4	B3	B2	B1

PART NO.: SEE THE PART NUMBER CODE

QUALITY SYMBOL	GENERAL TOLERANCES
	x.xxxx ± ---
	x.xxx ± 0.10
	x.xx ± 0.25
	x.x ± 0.30
	ANGULAR ± ---

**ZDT** 深圳市中兴科达科技有限公司  
 SHENZHEN ZDT TECHNOLOGY CO., LTD

TITLE	THIRD ANGLE PROJECTION	UNIT	SCALE	SHEET NO.	DWG.NO.
Type-C 16Pin Vertical H=6.5 DIP Type(J2)		mm	1:1	1 OF 1	CF116-029

DRAWN BY: SAM  
 CHECKED BY: JAY  
 APPROVED BY: JACKY  
 DWG.NO. CF116-029