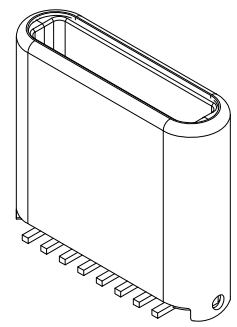
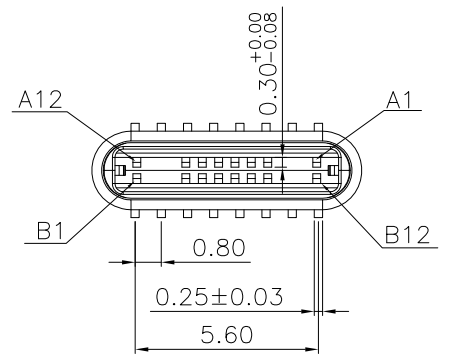


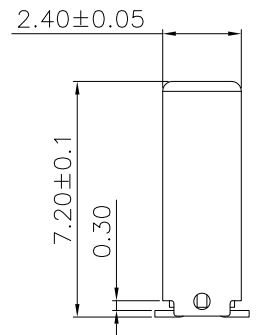
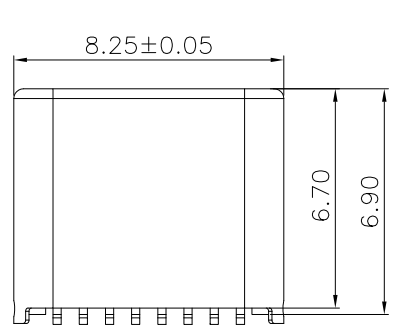
RoHS Compliant

THIS DRAWING CONTAINS INFORMATION THAT IS PROPRIETARY TO ZDT TECHNOLOGY, AND SHOULD NOT BE USED WITHOUT WRITTEN PERMISSION

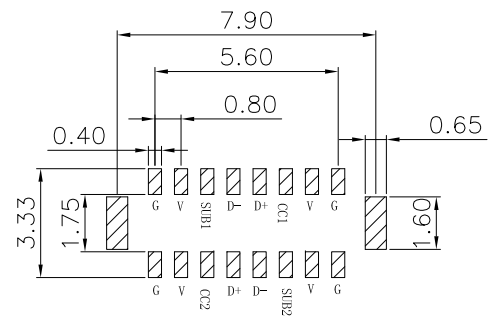
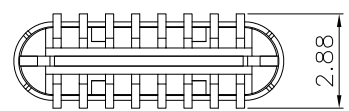
| REV | ECN No. | DATE | REMARK |
|-----|---------|------------|-------------|
| A | NEW | 2021.06.25 | NEW RELEASE |



NOTE:
 1.MECHANICAL PERFORMANCE,
 1-1.INSERTION FORCE: 0.5~2.0kgf.
 1-2.REMOVAL FORCE: 0.8kgf~2.0kgf.
 1-3.DURABILITY: 10000 CYCLES.
 2.ELECTRICAL PERFORMANCE,
 2-1. VOLTAGE RATING:5 V DC/AC (RMS. max)
 CURRENT RATING:3 AMPS. FOR TOTAL VBUS/GND PINS;
 1.25AMPS FOR CC PIN,0.25 AMPS. FOR ALL OTHER CONTACT.
 2-2. LLCR:.
 VBUS & GND PINS AND OTHER PINS: 40mΩ/PIN MAX.
 SHIELD: 50mΩ/MAX.
 LLCR MAX. CHANGE OF ALL PINS: 10mΩ.
 2-3.INSULATION RESISTANCE: 100MΩ MIN
 2-4.DIELECTRIC WITHSTAND VOLTAGE,AC 100V FOR 1 MINUTE.
 3.ENVIRONMENTAL PERFORMANCE:
 OPERATING TEMPERATURE: -25°C~+85°C.
 4.IR REFLOW:
 THE PEAK TEMPERATURE ON THE BOARD SHALL BE MAINTAINED FOR 10 SECONDS AT 260°C.
 5.SALT SPRAY:24H
 6.PART NUMBER CODE:



CM 16 001 - S L B 01 R - G1
 (1) (2) (3) (4) (5)
 (1) Pin No.:
 16:16Pin
 (2) HOUSING MATERIALS:
 L:LCP
 (3) HOUSING COLOR:
 B:BLACK
 (4) CONTACTS PLATED:
 01:半金锡1U"
 (5) PACKING OPTIONS
 R:TAPE & REEL



RECOMMENDED P. C. B. LAYOUT
 TOLERANCE UNSPECIFIED ±0.05mm

TYPE:

| NO. | DESCRIPTION | MATERIAL | REMARKS | QTY |
|-----|-------------|-----------------|--|------|
| 4 | SHELL | SUS304 T=0.30mm | NICKEL 30u" MIN PLATING | 1PCS |
| 3 | Latch | SUS301 T=0.15mm | Ni Plated | 1PCS |
| 2 | CONTACT | C7025 T=0.12mm | Ni 50μ" MIN. UNDER PLATED OVER ALL Au 1μ" PLATED ON THE FUNCTIONAL AREA OF CONTACT. PLATING Sn OF THE SOLDER AREA. | 2SET |
| 1 | HOUSING | LCP UL94V-0 | BLACK | 1PCS |

PART NO.:
 SEE THE PART NUMBER CODE

ZDT 深圳市中兴兴达科技有限公司
 SHENZHEN ZDT TECHNOLOGY CO., LTD

DRAWN BY SAM DATE 2021.06.25

| QUALITY SYMBOL | 0 | 1 | 2 | 3 | 4 |
|----------------|---------|-----|------|---|---|
| | x.xxxxx | ± | --- | | |
| | x.xxx | ± | 0.10 | | |
| | x.xx | ± | 0.25 | | |
| | x.x | ± | 0.30 | | |
| ANGULAR | ± | --- | | | |

TITLE
 USB TYPE CM 16P直立式SMT H7.20

CHECKED BY JAY DATE 2021.06.25

DWG.NO. CM16001-G1 SHEET NO. 1 OF 1

APPROVED BY JACKY DATE 2021.06.25

DIMENSION STYLE MM ONLY DESIGN UNITS METRIC SCALE 1:1

THIRD ANGLE PROJECTION