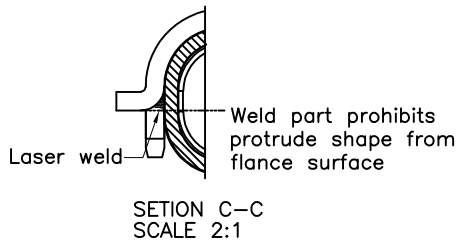
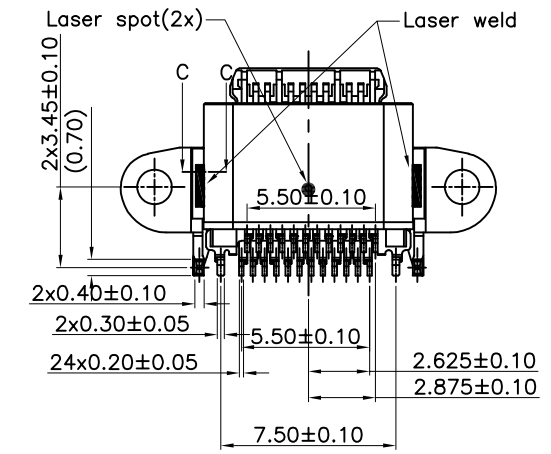
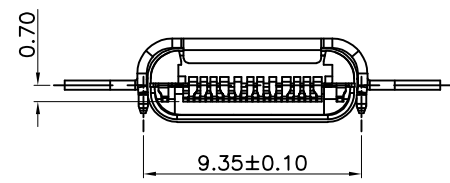
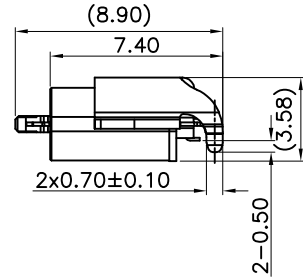
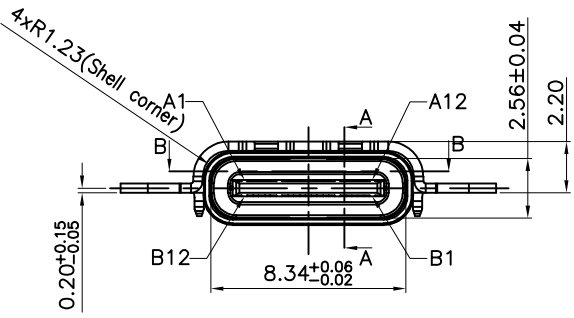
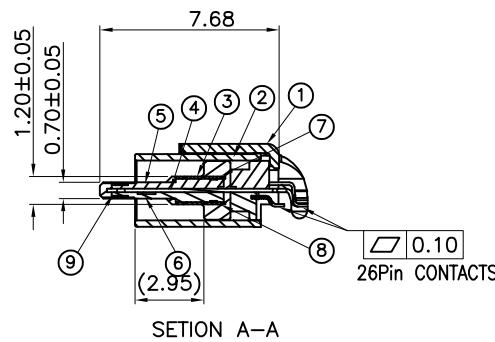
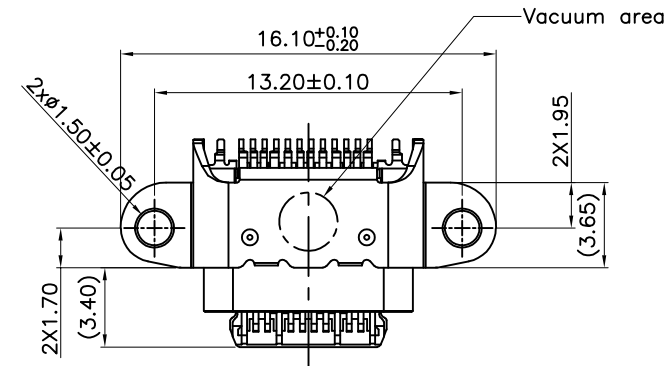


REV	ECN No.	DATE	REMARK
A	NEW	2022.02.12	NEW RELEASE
B	---	2023.09.18	图框更新



NOTE:  
 1.ELECTRICAL PERFORMANCE,  
 1-1. CURRENT RATING:5 AMPS. FOR TOTAL VBUS/GND PINS;  
 1.25AMPS FOR CC PIN,0.25 AMPS. FOR ALL OTHER CONTACT.  
 1-2. VOLTAGE RATING:5 V DC/AC (RMS. MAX)  
 1-3. LLCR:--  
 VBUS & GND PINS AND OTHER PINS: 40MΩ/PIN MAX.  
 SHIELD:50MΩ/MAX.  
 LLCR MAX. CHANGE OF ALL PINS: 10MΩ.  
 1-4.INSULATION RESISTANCE: 100MΩ MIN  
 1-5.DIELECTRIC WITHSTAND VOLTAGE,AC 100V FOR 1 MINUTE.  
 2.MECHANICAL PERFORMANCE,  
 2-1.INSERTION FORCE: 5~20N.  
 2-2.EXTRACTION FORCE: 8~20N.  
 2-3.DURABILITY: 10000 CYCLES.  
 3.ENVIRONMENTAL PERFORMANCE:  
 OPERATING TEMPERATURE: -25°C~+85°C.  
 4.IR REFLOW:  
 THE PEAK TEMPERATURE ON THE BOARD SHALL BE MAINTAINED FOR 10 SECONDS AT 260°C.  
 5.COMPLIANCE WITH ROHS REQUIREMENTS.  
 6.SALT SPRAY:24H  
 7. With for the key control size  
 8. 高频40G  
 9. PART NUMBER CODE:  
 CF 3 24 - 007 S L B 14 R  
 (1)(2) (3) (4) (5) (6)

(1) Product type:  
 2:TOP-MOUNT  
 3:MID-MOUNT  
 (2) Pin No.:  
 24:24Pin  
 (3) HOUSING MATERIALS:  
 L:LCP  
 (4) HOUSING COLOR:  
 B:BLACK  
 (5) CONTACTS PLATED:  
 14:接触镀金 15u"其它GF  
 (6) PACKING OPTIONS  
 R:TAPE & REEL

Item	Title	Material	Dispose
1	Frame	Stainless Steel, T=0.40	Ni:40u" Min.
2	Shell	Stainless Steel, T=0.30	Ni:40u" Min.
3	GND Plate	Stainless Steel, T=0.10	None
4	Mid Plate	Stainless Steel, T=0.15	Ni 40u"Min.+Solder area: Au 1u"Min.
5	Top Contact	Copper Alloy, T=0.12	Mating Area: Ni 80u"+Au 15u" Min.
6	Bottom Contact	Copper Alloy, T=0.12	Solder Tails: Ni 80u"+Au 1u" Min.
7	Housing A	High Temperature Plastic	UL 94V-0/Black
8	Housing B	High Temperature Plastic	UL 94V-0/Black
9	Housing C	High Temperature Plastic	UL 94V-0/Black

PART NO.: SEE THE PART NUMBER CODE

**ZDT** 深圳市中科兴达科技有限公司  
 SHENZHEN ZDT TECHNOLOGY CO., LTD

QUALITY SYMBOL

GENERAL TOLERANCES	TITLE
x.xxxx ± ---	USB TYPE C F24P 沉板带耳舌片外露(40G) (C3)
x.xxx ± 0.10	
x.xx ± 0.25	
x.x ± 0.30	
ANGULAR ± ---	

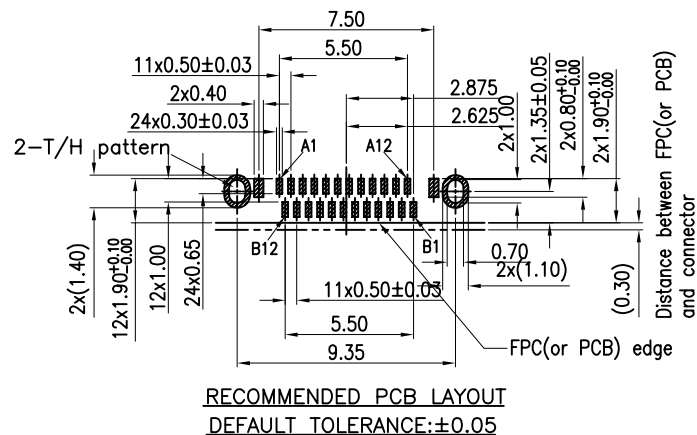
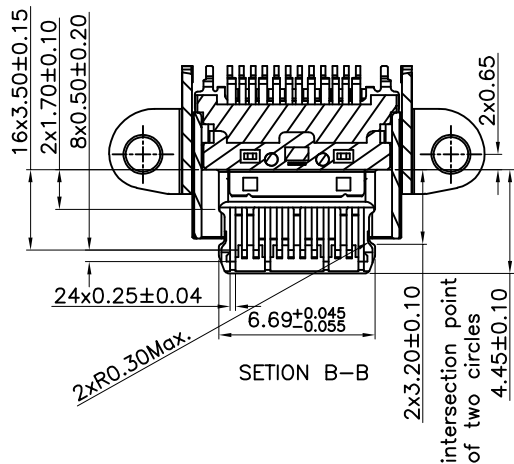
THIRD ANGLE PROJECTION UNIT mm SCALE 1:1 SHEET NO. 1 OF 2

DRAWN BY: SAM  
 CHECKED BY: JAY  
 APPROVED BY: JACKY  
 DWG.NO. CF324-007

RoHS Compliant 

THIS DRAWING CONTAINS INFORMATION THAT IS PROPRIETARY TO ZDT TECHNOLOGY, AND SHOULD NOT BE USED WITHOUT WRITTEN PERMISSION

REV	ECN No.	DATE	REMARK
A	NEW	2022.02.12	NEW RELEASE
B	---	2023.09.18	图框更新



PIN DEFINITION:

PIN No.	A1	A2	A3	A4	A5	A6	A7	A8	A9	A10	A11	A12
	GND	TX1+	TX1-	VB <sub>us</sub>	CC1	D+	D-	SBU1	VB <sub>us</sub>	RX2-	RX2+	GND
PIN No.	B12	B11	B10	B9	B8	B7	B6	B5	B4	B3	B2	B1
	GND	RX1+	RX1-	VB <sub>us</sub>	SBU2	D-	D+	CC2	VB <sub>us</sub>	TX2-	TX2+	GND

PART NO.:		SEE THE PART NUMBER CODE		<b>ZDT</b> 深圳市中科兴达科技有限公司 SHENZHEN ZDT TECHNOLOGY CO., LTD		DRAWN BY: SAM	
QUALITY SYMBOL	0	GENERAL TOLERANCES		TITLE		CHECKED BY: JAY	
		x.xxxx	± ---	USB TYPE C F24P 沉板带耳舌片外露 (40G) (C3)		APPROVED BY: JACKY	
		x.xxx	± 0.10			DWG.NO. CF324-007	
		x.xx	± 0.25				
		x.x	± 0.30	THIRD ANGLE PROJECTION	UNIT mm	SCALE 1:1	SHEET NO. 2 OF 2
		ANGULAR	± ---				

frame size: A4