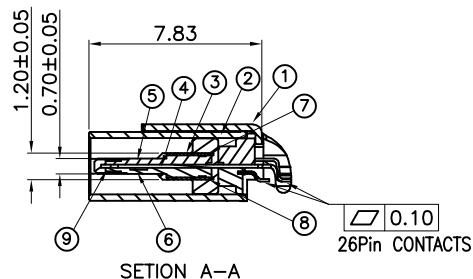
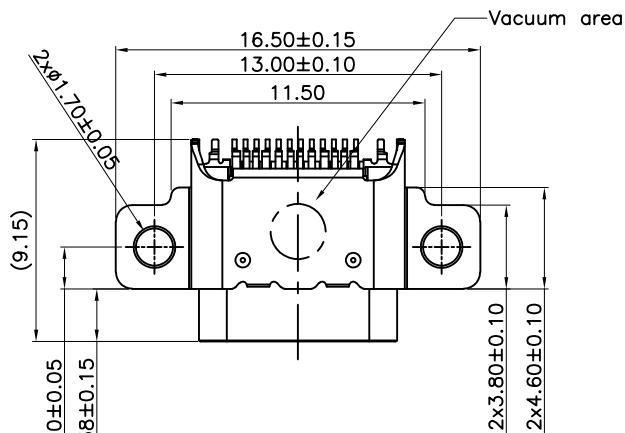


RoHS Compliant

THIS DRAWING CONTAINS INFORMATION THAT IS PROPRIETARY TO ZDT TECHNOLOGY. AND SHOULD NOT BE USED WITHOUT WRITTEN PERMISSION

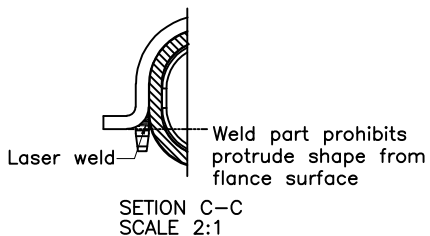
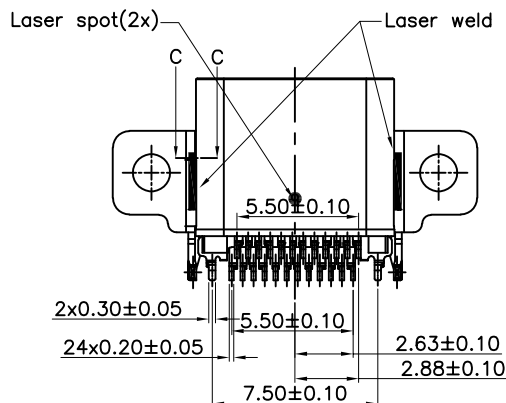
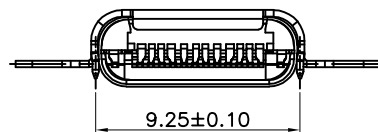
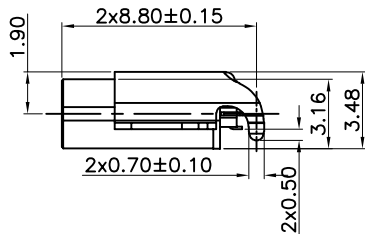
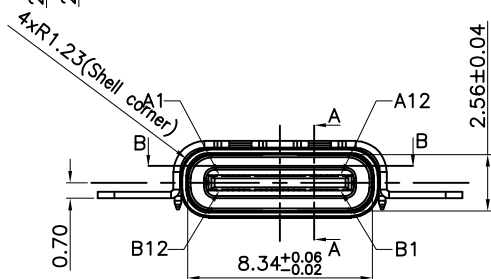
REV	ECN No.	DATE	REMARK
A	NEW	2022.02.12	NEW RELEASE
B	---	2023.09.18	图框更新



NOTE:
 1.ELECTRICAL PERFORMANCE:
 1-1. CURRENT RATING:5 AMPS. FOR TOTAL VBUS/GND PINS;
 1.25AMPS FOR CC PIN,0.25 AMPS. FOR ALL OTHER CONTACT.
 1-2. VOLTAGE RATING:5 V DC/AC (RMS. MAX)
 1-3. LLCR:
 VBUS & GND PINS AND OTHER PINS: 40MD/PIN MAX.
 SHIELD:50MD/MAX.
 LLCR MAX. CHANGE OF ALL PINS: 10MD.
 1-4.INSULATION RESISTANCE: 100MD MIN
 1-5.DIELECTRIC WITHSTAND VOLTAGE,AC 100V FOR 1 MINUTE.
 2.MECHANICAL PERFORMANCE:
 2-1.INSERTION FORCE: 5~20N.
 2-2.EXTRACTION FORCE: 8~20N.
 2-3.DURABILITY: 10000 CYCLES.
 3.ENVIRONMENTAL PERFORMANCE:
 OPERATING TEMPERATURE: -25°C~+85°C.
 4.IR REFLOW:
 THE PEAK TEMPERATURE ON THE BOARD SHALL BE MAINTAINED FOR 10 SECONDS AT 260°C.
 5.COMPLIANCE WITH ROHS REQUIREMENTS.
 6.SALT SPRAY:24H
 7. With ▲ for the key control size

8. PART NUMBER CODE:
 CF 3 24 - 008 S L B 14 R
 (1)(2) (3) (4) (5) (6)

- (1) Product type:
2:TOP-MOUNT
3:MID-MOUNT
- (2) Pin No.:
24:24Pin
- (3) HOUSING MATERIALS:
L:LOP
- (4) HOUSING COLOR:
B:BLACK
- (5) CONTACTS PLATED:
14:接触镀金15u"共0GF
- (6) PACKING OPTIONS
R:TAPE & REEL



Item	Title	Material	Dispose
1	Frame	Stainless Steel, T=0.30	Ni:40u" Min.
2	Shell	Stainless Steel, T=0.30	Ni:40u" Min.
3	GND Plate	Stainless Steel, T=0.10	None
4	Mid Plate	Stainless Steel, T=0.15	Ni 40u"Min.+Solder area:Au 1u"Min.
5	Top Contact	Copper Alloy, T=0.12	Mating Area: Ni 80u"+Au 15u" Min.
6	Bottom Contact	Copper Alloy, T=0.12	Solder Tails: Ni 80u"+Au 1u" Min.
7	Housing A	High Temperature Plastic	UL 94V-0/Black
8	Housing B	High Temperature Plastic	UL 94V-0/Black
9	Housing C	High Temperature Plastic	UL 94V-0/Black

PART NO.:
 SEE THE PART NUMBER CODE

ZDT 深圳市中科兴达科技有限公司
 SHENZHEN ZDT TECHNOLOGY CO., LTD

DRAWN BY: SAM

QUALITY SYMBOL	GENERAL TOLERANCES	
	x.xxxx	± ---
	x.xxx	± 0.10
	x.xx	± 0.25
	x.x	± 0.30
ANGULAR	± ---	

TITLE
 USB TYPE C F24P 沉板带耳(40G) (C3)

CHECKED BY: JAY

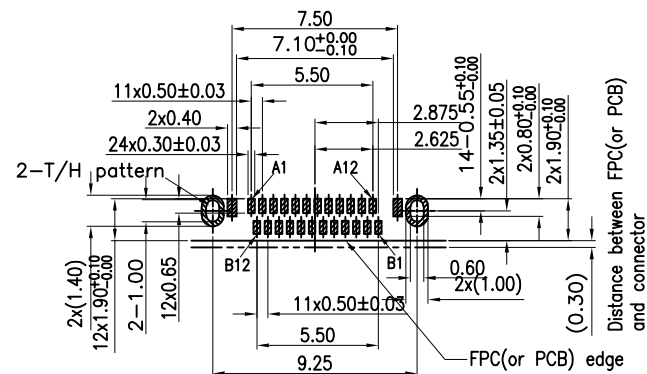
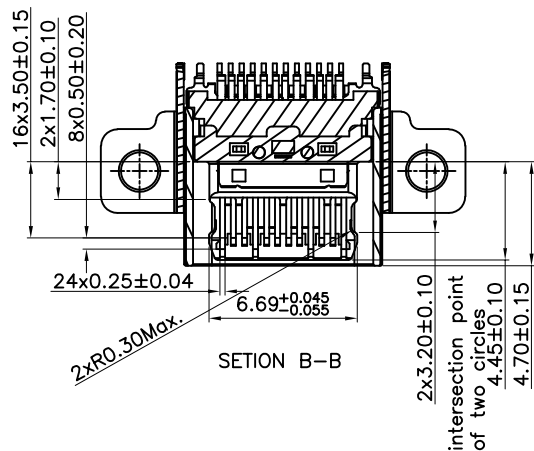
APPROVED BY: JACKY

THIRD ANGLE PROJECTION	UNIT mm	SCALE 1:1	SHEET NO. 1 OF 2
------------------------	---------	-----------	------------------

DWG.NO.
 CF324-008

frame size: A4

REV	ECN No.	DATE	REMARK
A	NEW	2022.02.12	NEW RELEASE
B	---	2023.09.18	图框更新



RECOMMENDED PCB LAYOUT
DEFAULT TOLERANCE: ±0.05

PIN DEFINITION:

PIN No.	A1	A2	A3	A4	A5	A6	A7	A8	A9	A10	A11	A12
	GND	TX1+	TX1-	VBus	CC1	D+	D-	SBU1	VBus	RX2-	RX2+	GND
PIN No.	B12	B11	B10	B9	B8	B7	B6	B5	B4	B3	B2	B1
	GND	RX1+	RX1-	VBus	SBU2	D-	D+	CC2	VBus	TX2-	TX2+	GND

PART NO.:		SEE THE PART NUMBER CODE		ZDT 深圳市中科兴达科技有限公司		DRAWN BY: SAM	
				SHENZHEN ZDT TECHNOLOGY CO., LTD		CHECKED BY: JAY	
QUALITY SYMBOL	0	GENERAL TOLERANCES		TITLE		APPROVED BY: JACKY	
	0	x.xxxx	± ---				
	0	x.xxx	± 0.10				
	0	x.xx	± 0.25				
0	x.x	± 0.30	THIRD ANGLE PROJECTION		UNIT	SCALE	
0	ANGULAR	± ---					mm
				USB TYPE C F24P 沉板带耳(40G) (C3)		SHEET NO. 1 OF 2	
						DWG.NO. CF324-008	